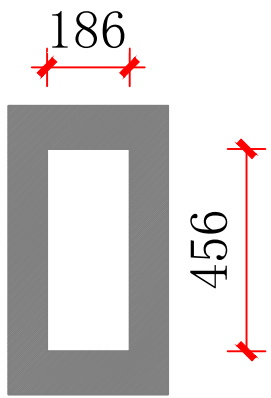
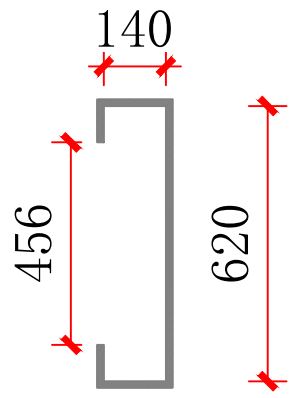
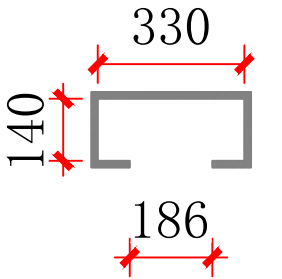
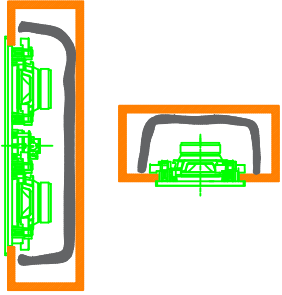


The dimensions of this picture are design dimensions, all dimensions need to be checked on site. If there is an error with the on-site size, with the consent of the designer, it can be adjusted accordingly according to the actual situation.  
The copyright of the drawings and materials related to this design is owned by the company and can only be used for related projects. Without the written permission of the company, it may not be copied, copied or used for other purposes.

Desing: Qing	Draw No:A0	Scale: 1:1	Date:20/04/10
	Draw:Simon	Approved: Micheal	

Client Approved  
PL-01

<p>Hole Size</p> 	<p>Side sectional view</p> 
<p>Cutaway view</p> 	<p>Installation effect</p> 
<p>Box size(WHD): 330x620x140mm Hole Size(WHD): 456x186mm Volume: 28.6L The thickness of the board is recommended 12-15 mm</p>	

E620-IW Back box design :

E620-IW Subwoofer parameters

Revc=6.200 Ohm Fo=48.707 Hz Sd=138.930 cm Md=10.000 g BL=5.338 T  
Qms= 6.553 Qes= 0.810 Qts= 0.721 No= 0.332 % SPLo= 87.2 dB  
Vas=24.057 Ltr Cms=877.718m mm/N Mms=12.165 g

According to Dolby decoding, refer to the US THX standard, the main box and bass frequency division is 80Hz

Set the system Fb to 80Hz, it can be estimated:

$$Q_{tc} = F_b / F_o \times Q_{ts}$$

$$Q_{tc} = 80 / 48.7 \times 0.721$$

$$= 1.18$$

Speaker / speaker neck ratio:

$$a = (Q_{tc} / Q_{ts})^2 - 1$$

$$a = (1.18 / 0.721)^2 - 1$$

$$= 1.6775$$

Cabinet volume:

$$V = V_{as} / a$$


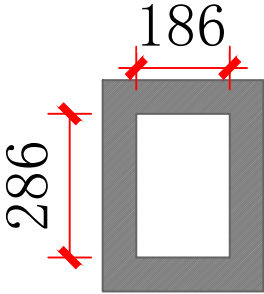
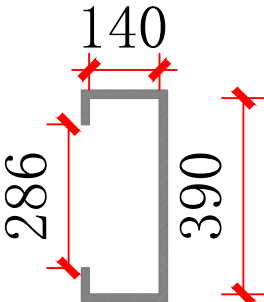
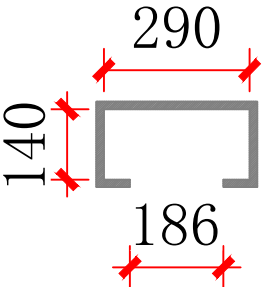
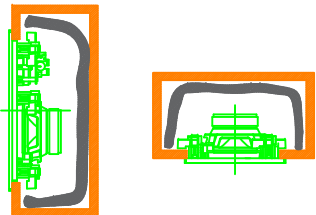
$$V = 24.057 / 1.6775$$

$$= 14.34 (L)$$

E620-IW Are 2 woofers, so the volume is: 14.34x2=28.68(L)

According to the calculation principle of the closed box, Qtc satisfies 0.707-1.2 as the best design. This box design can make the best effect of low frequency effect, speed and density. According to the design principle of the closed box, the inside of the box is filled with 80% white fireproof sound-absorbing cotton.

**E620-IW Back box**

<p>Hole Size</p>	<p>Side sectional view</p>	<p>E610-IW Back box design:</p>										
		<p>E610-IW Subwoofer parameters:</p> <p>Revc=3.100 Ohm Fo=48.039 Hz Sd=138.930 cm Md=10.000 g  BL=4.209 T Qms= 5.889 Qes= 0.587 Qts= 0.534 No= 0.494 % SPLo=  89.0 dB Vas=27.071 Ltr Cms=987.694m mm/N Mms=11.113 g</p> <p>According to Dolby decoding, refer to the US THX standard, the main box and bass frequency division is 80Hz</p> <p>Set the system Fb to 80Hz, it can be estimated:</p> <p><math>Q_{tc} = F_b / F_o \times Q_{ts}</math></p> <p><math>Q_{tc} = 80 / 48.039 \times 0.534</math></p> <p>= 0.88</p> <p>Speaker / speaker neck ratio:</p> <p><math>a = (Q_{tc} / Q_{ts})^{2-1}</math></p> <p><math>a = (0.88 / 0.534)^{2-1}</math></p> <p>= 1.714</p> <p>Cabinet volume:</p> <p><math>V = V_{as} / a</math></p> <p><math>V = 27.071 / 1.714</math></p> <p>= 15.8 (L)</p> <p>According to the calculation principle of the closed box, <math>Q_{tc}</math> satisfies 0.707-1.2 as the best design. This box design can make the best effect of low frequency effect, speed and density. According to the design principle of the closed box, the inside of the box is filled with 80% white fireproof sound-absorbing cotton.</p>		<p>The dimensions of this picture are design dimensions, all dimensions need to be checked on site. If there is an error with the on-site size, with the consent of the designer, it can be adjusted accordingly according to the actual situation.  The copyright of the drawings and materials related to this design is owned by the company and can only be used for related projects. Without the written permission of the company, it may not be copied, copied or used for other purposes.</p>								
<p>Cutaway view</p>	<p>Installation effect</p>											
												
<p>Box size(WHD): 290x390x140mm  Hole Size(WHD): 286x186mm  Volume: 15.8L  The thickness of the board is recommended 12-15 mm</p>			<table border="1"> <tr> <td data-bbox="1883 1121 1966 1377">Desing: Qing</td> <td data-bbox="1966 1121 2042 1377">Draw No:A0</td> <td data-bbox="2042 1121 2119 1377">Date:20/04/10</td> </tr> <tr> <td data-bbox="1883 1377 1966 1441">Draw:Simon</td> <td data-bbox="1966 1377 2042 1441">Scalle: 1:1</td> <td data-bbox="2042 1377 2119 1441"></td> </tr> <tr> <td data-bbox="1883 1441 1966 1505">Approved: Micheal</td> <td data-bbox="1966 1441 2042 1505"></td> <td data-bbox="2042 1441 2119 1505"></td> </tr> </table>	Desing: Qing	Draw No:A0	Date:20/04/10	Draw:Simon	Scalle: 1:1		Approved: Micheal		
Desing: Qing	Draw No:A0	Date:20/04/10										
Draw:Simon	Scalle: 1:1											
Approved: Micheal												
<p align="center"><b>E610-IW Back box</b></p>			<p align="center">Client Approved PL-02</p>									

The dimensions of this picture are design dimensions, all dimensions need to be checked on site. If there is an error with the on-site size, with the consent of the designer, it can be adjusted accordingly according to the actual situation.  
The copyright of the drawings and materials related to this design is owned by the company and can only be used for related projects. Without the written permission of the company, it may not be copied, copied or used for other purposes.

Desing:Qing	Draw No:A0	Scalie: 1:1	Date:20/04/10
	Draw:Simon		
	Approved: Micheal		

Client Approved  
PL-03

E610-C Back box design :

E610-C Subwoofer parameters :

Revc=3.100 Ohm Fo=48.039 Hz Sd=138.930 cm Md=10.000 g  
BL=4.209 T Qms= 5.889 Qes= 0.587 Qts= 0.534 No= 0.494 % SPLo=  
89.0 dB Vas=27.071 Ltr Cms=987.694m mm/N Mms=11.113 g

According to Dolby decoding, refer to the US THX standard, the main box and bass frequency division is 80Hz

Set the system Fb to 80Hz, it can be estimated:

$$Q_{tc} = F_b / F_o \times Q_{ts}$$

$$Q_{tc} = 80 / 48.039 \times 0.534$$

$$= 0.88$$

Speaker / speaker neck ratio:

$$a = (Q_{tc} / Q_{ts})^{2-1}$$

$$a = (0.88 / 0.534)^{2-1}$$

$$= 1.714$$

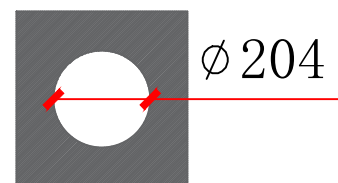
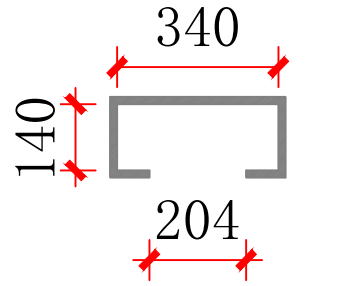
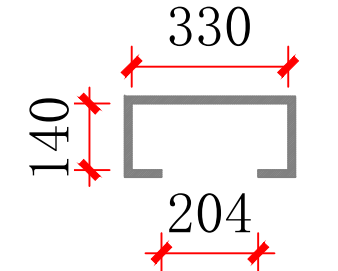
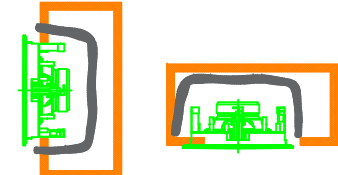
Cabinet volume:

$$V = V_{as} / a$$

$$V = 27.071 / 1.714$$

$$= 15.8 (L)$$

According to the calculation principle of the closed box,  $Q_{tc}$  satisfies 0.707-1.2 as the best design. This box design can make the best effect of low frequency effect, speed and density. According to the design principle of the closed box, the inside of the box is filled with 80% white fireproof sound-absorbing cotton.

Hole Size	Side sectional view
	
Cutaway view	Installation effect
	
<p>Box size(WHD): 340x330x140mm Hole Size(WHD): φ204mm Volume: 15.8L The thickness of the board is recommended 12-15 mm</p>	

**E610-C Back box**